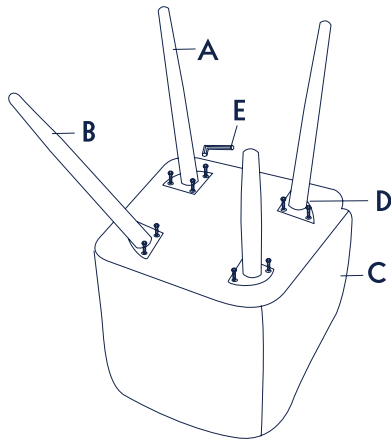







## Assembling instruction



A		2
B		2
C		1
D		12
E		1

Welcome style and comfort in your home, and create exceptional surroundings with our restful furniture. Enjoy the companionship of friends and family or huddle up with a blanket and a warm cup of coffee - these furniture pieces are both presentable and utterly comfortable.

### Fabric care (velvet)

Velvet can become creased and crumpled during transportation and after sustained use. In such cases, apply steam from an iron or a steamer from a distance of 2-3 cm, and comb with a soft brush in the direction of the pile. Do not put the iron directly on the fabric! Or leave a damp cloth laying flat on the fabric for app. 1 hour.

Remove non-greasy stains by carefully dabbing with a sponge wrung out in clean warm water. If necessary, clean by dabbing with soapy water. Finally, dab the surface with clean water.